

1 March 2007

## About This Release:

Release 895 is now available for downloading from our website. Some important new features contained in this release are:

### In First Class:

- Setting period times now uses a 24-hour clock.
- For Victorian Government schools, the AM/PM field in Period Maintenance has been removed. The middle of the day is set in A+>Options.
- Assigning teachers to a class in the Blocking grid now indicates how many times, if any, a teacher has already been used in a line.
- When rolling Blocking grids over in the end-of-year rollover, subjects from one year can be mapped onto subjects in the next year.
- There are now teacher and room unallocated reports.
- A new field – “Day Summary” – in the “Available Teachers” screen shows changes for a teacher in a day.

### In A+:

- For Victorian Government schools, you can now decide when the transition between AM and PM occurs. It is set in A+>Options.
- You can now issue leave passes, with photos if necessary, to students leaving the school.
- You can now search student timetables by first name or surname on the PDA.
- There is a Week’s Roll and Month’s View report that show similar entries to the familiar roll book.

Just a reminder that when a new database is created, all Explanation Letter bar codes are reset to start again at 1. This may cause some problems with letters that were generated using the old database. In this case, the Edit Roll will not recognize the letter, so you will have to edit the student’s absence manually.

**First Class Web** version 895 is also available. The main changes are:

- Teacher drop-down boxes no longer include inactive teachers.
- A problem that was occurring with time-based reasons not showing has been fixed.

## Any Other Ideas?




Remember, we depend on the feedback of our users to determine the enhancements to be included in our software. If you have any brilliant ideas, (or even not so brilliant, but important), give me, Robert Bakker, a call on 1300 301 931, or email me at [rob@humanedge.biz](mailto:rob@humanedge.biz).



## Electronic Roll Marking Software

**If you need any further information about enabling electronic roll marking in First Class, please call Gary Stoneham on 1300 550 765.**

<b>First Class</b>		
<b>File</b>	<b>Export – To Another Application</b>	The TASS Export has been modified to pad student codes correctly.
	<b>Import - Text Files</b>	Schools now have the ability to import email addresses for teachers and students.
	<b>Student - Edit</b>	Changes made to student ID codes now accurately update First Class and A+ data. Many schools were enrolling students into First Class with a temporary code and correcting this at a later date. Previous absences will now reflect this new code.
<b>Maintenance</b>	<b>Period – Edit</b>	A change has been made to make selecting the period times simpler. <ul style="list-style-type: none"> <li>• The time now shows AM/PM. This avoids the possibility of classes running overnight if 1:05 is set, instead of 13:05</li> <li>• It now shows 1-12 instead of 0-11.</li> </ul>
		The AM/PM field for Cases (Victorian Government Schools) has been removed. The time set to be the “middle” of the day is now set in the <b>A+</b> Options (see below).
	<b>Student-Subject Choice</b>	Subject Focus Codes have been updated to allow for the new codes. There is a button on the right-hand-side of the screen to do this. They also no longer need to be unique. Any extraneous codes can be deleted as usual. If an error has been made entering a Focus Code to the wrong subject, there is now a (none) option to remove it.
	<b>Extras</b>	There is a new field – “Day Summary” - in the “Available Teachers” section that shows the changes for that teacher for the day. It displays an E where a teacher has gained an Extra, T for a Top-up class (underallotted) and a I for an In Lieu. If a teacher loses a class, a * shows in the period(s) where those classes have been lost. A sample entry might be -2*I5E, indicating the teacher was and is free period 1, has a scheduled class period 2, lost a class period 3, an In Lieu Period 4, a class period 5, and an Extra period 6.
<b>Tools</b>	<b>Block Generation</b>	If you are assigning teachers to classes, if teachers are already assigned to classes in the line, that number will appear in brackets, at the end of the teacher’s name.
	<b>Timetables</b>	The “Add Allocations” screen now sorts alphabetically.

	<b>End of Year Rollover</b>	<p>When Rolling over students, and Blocking Grids by year level, you will be able to refer to a subject mapping file. This file would have two fields; the subject code to be mapped from, eg. EN11, or 11EN for Year 11 English, and the subject code it is to be mapped to, eg, EN12 or 12EN, giving a line...</p> <p style="text-align: center;">EN11,EN12</p> <p>If the code does not exist, <b>First Class</b> will create it.</p>
<b>Reports</b>	<b>Rooms - Unallocated</b>	There is a report that displays those allocations, on or off the timetable, that have no room or room group or, in blocks, classes without rooms.
	<b>Teachers - Unallocated</b>	There is a report that displays those allocations, on or off the timetable, that have no teachers or, in blocks, classes without teachers.
	<b>Any student list</b>	All student lists have been updated to include preferred names where applicable and show corresponding year levels.
<b>A+</b>	 <b>Issue Pass</b>	This facility allows you to issue a leave pass to students leaving the school during the day. A thermal imaging printer is required, which allows for very quick printing. The pass is limited to a black-and-white photo, but can indicate the time the student left, and the reason that the student is out of school, and a return time. Schools also have the option to include the signature of a Year Level Coordinator on the pass. This pass can be used by the student to exit the school, as proof of approved absence in the community, and to re enter the school. It will update rolls automatically.
	 <b>Reports - Week's Roll</b>	There is a new report that summarizes the attendance of students over a week. Four students are listed across the page, with a cell for each period for each day. The cells contain / (am) or \ (pm) for present, 0 for unapproved absence, A for or N for absence with note.
	 <b>Reports - Month's View</b>	This report mimics the old roll marking book that teachers will be familiar with. It will have entries that may appear thus... Sam Smith /\00/\0, where either / am) or \ (pm) indicates present and 0 indicates absent.
	<b>Reports - Absence Activity</b>	The Absence Activity report can now be filtered by period.
	<b>Options</b>	The "middle" of the day for Cases reports and exports is now set here. If you do not set a time <b>First Class</b> will calculate it.
	<b>On the PDA</b>	<p>You can now search for a student by first name in student timetables. For example, If we want to find all the John Smiths or Joe Smiths we would search like this</p> <p>Smith,Jo</p> <p>If we just want all the Johns and Joes regardless of surname we can use</p> <p>,Jo</p>

**1 March 2007**

		Direct Connect mode (wireless) now accurately reflects teacher and room information if routes are used.
<b>Developer Toolkit</b>		The developer Toolkit has been modified so that users can change passwords.

## First Class Web

<b>First Class Explorer</b>	<b>Timetable Viewer</b>	Drop-down lists no longer show inactive teachers.
<b>Take Rolls, Roll Search</b>		A problem that was occurring with time-based reasons not showing has been fixed.